

AQUATEC®


The ACCESSORIES

Battery Power

Replacement parts including cover mats are also available.

**15249**


Reclining special back support with adjustable side laterals

**15461 / 15462**

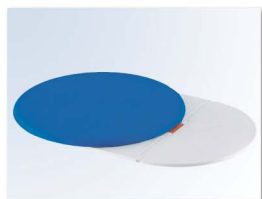
Head support, height adjustable mounts on any back support

**13693 / 13694**

Sand wedge cushion will stop forward slide associated with high tone or spastic bathers

**16091**

Seat or leg belt, adjustable cloth strap attaches to seat base

**403002**

Rotary seat with transfer board, assists in positioning to center of lift seat. Center disc pivots and slides on base plate

**14586**

Carry bag, water resistant nylon with carry handles, holds lift base and back support

**15170 / 14694**

Height adapters, adds up to 3" additional inches to base plate, order in 1" increments

16089
Chest Belt, used with side laterals, adjustable strap attaches to back support

DESCRIPTION	DIMENSIONS	WEIGHT LBS.	THICKNESS
Special back support, Minor or Major	28.5"W x 16"H	6	3"
Reclining straight back, Minor or Major	12.5"W x 17"H	7.5	
Reclining back support with laterals, Minor or Major	25.75"W x 17"H	9	3"
Head Support, Minor or Major	7"L x 7.5"W x	3	3"
Sand wedge cushion	14"L x 9.5"W x 6"H	16	
Reclining special back, Fortuna	27"W x 21"H	14	
Head support, Fortuna	12"W x 8"H	1.5	1"
Rotary seat with transfer	21"L x 12.5"W	8	.75"

CLARKE HEALTH CARE PRODUCTS, INC.

1003 International Drive • Oakdale, PA 15071

Phone (888) 347-4537 • Fax (724) 695-2922 • www.clarkehealthcare.com

The ACCESSORIES