

**AQUATEC®**


# The ACCESSORIES

## Battery Power


Replacement parts including cover mats are also available.

**A16240**

5" Suction pad provides greater area to grab on slightly textured surfaces

**A15461 / A15462**

Head support, height adjustable mounts on any back support

**A13693 / A13694**

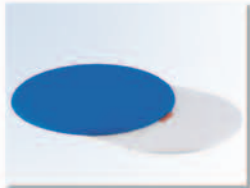
Sand wedge cushion will stop forward slide associated with high tone or spastic bathers

**A16620**

Seat belt, adjustable cloth strap attaches to seat base

**A16089**

Chest Belt, used with side laterals, adjustable strap attaches to back support

**A403002**

Rotary seat with transfer board, assists in positioning to center of lift seat. Center disc pivots and slides on base plate

**A14586**

Carry bag, water resistant nylon with carry handles, holds lift base and back support

**A15170 / A14694**

Height adapters, adds up to 3" additional inches to base plate, order in 1" increments

### Specifications:

DESCRIPTION	DIMENSIONS	WEIGHT LBS.	THICKNESS
Special back support, Minor or Major	28.5"W x 16"H	6	3"
Reclining straight back, Minor or Major	12.5"W x 17"H	7.5	
Reclining back support with laterals, Minor or Major	25.75"W x 17"H	9	3"
Head Support, Minor or Major	7"L x 7.5"W	3	3"
Head support, Battery Powered Units	12"W x 8"H	1.5	1"
Sand wedge cushion	14"L x 9.5"W x 6"H	16	
Rotary seat with transfer	21"L x 12.5"W	8	.75"
Carry Bag	29"L x 12"W x 14"H	3	

### CLARKE HEALTH CARE PRODUCTS, INC.

1003 International Drive • Oakdale, PA 15071

Phone (888) 347-4537 • Fax (724) 695-2922 • [www.clarkehealthcare.com](http://www.clarkehealthcare.com)


The ACCESSORIES

**AQUATEC**


# The ACCESSORIES

## Water Power

Replacement parts including cover mats are also available.



**A13651 / A13652**  
Special back support, fixed angle with adjustable side laterals, cushioned



**A13699 / A13700**  
Reclining straight back support, reclines to 45°



**A13705 / A13706**  
Reclining special back support, reclines to 45° with adjustable side laterals, cushioned



**A13639 / A13640**  
Head support, height-adjustable, cushioned, mounts on the back support



**A13693 / A13694**  
Sand wedge cushion will stop forward slide associated with high tone or spastic bathers




**A12010**  
Seat or leg belt, adjustable cloth strap attaches to seat base

**A50131**  
Chest Belt, used with side laterals, adjustable strap attaches to back support



**A11080 / A11081 / A11082**  
1" 2" 3"  
Height adapters, add up to 3" of height to the base plate, available in 3 sizes



**A403002**  
Rotary seat with transfer board, assists in positioning to center of lift seat. Center disc pivots and slides on base plate



**A14586**  
Carry bag, water resistant nylon with carry handles, holds lift base and back support



**A12585**  
Change over switch, mounts on wall for combined operation of lift and hand shower




**A11568**  
Diverter valve, mounts behind shower head to allow extra connection



**A60742**  
Diverter spout, replaces standard tub spout, has side diverter for extra connection



**A60743**  
Hand held shower, standard spray with push button pulse control



**A11084**  
Hose holders, attach water hose to wall or tub.

**CLARKE HEALTH CARE PRODUCTS, INC.**

1003 International Drive • Oakdale, PA 15071

Phone (888) 347-4537 • Fax (724) 695-2922 • [www.clarkehealthcare.com](http://www.clarkehealthcare.com)

The ACCESSORIES